

JUNG

# KNX Smart Home



EN

MADE IN GERMANY SINCE 1912

KNX®



# KNX from JUNG

Are you dreaming of a home organised exactly according to your needs?

With KNX from JUNG, this dream comes true. In this brochure, we will show you how you can design your home to be intelligent and convenient. Find out how you can save energy, increase your security and simplify your daily life.

Be inspired by the multiple possibilities!

Life in the smart home	4
Switch ranges in the LS range and their control units	6
Reference project: smart living in the Ruhr region	20
Switch ranges in the A range and their control units	22
Reference project: accentuated minimalism	30
This is what is behind a JUNG KNX system	34
Central control	36
Control panels	38
Intelligent voice control	42
Extending KNX wirelessly	44
Door communication	46
KNX is the worldwide standard	48
Summary: therefore KNX	50
Quality – Made in Germany	52
Social Media	54





# Living in a smart home: functions and applications

Live smarter with KNX: in the living room, the lighting mood perfectly matches the feel-good temperature. It stays pleasantly cool in the bedroom because the shutters automatically descend when the sun shines in. Your favourite music can be heard in every room thanks to multi-room sound. Using individually created scenes, the individual functions can even be combined. Perfect when convenience becomes such a matter of course.





#### LIGHTING

Individual control of the indoor and outdoor lighting. Automatically, as needed and thus energy saving.



#### HEATING, VENTILATION, AIR CONDITIONING

Demand-based control of heating, ventilation and air conditioning not only produces the individual feel-good temperature, but also a healthy room climate.



#### BLINDS AND SHUTTERS

The automatic control of blinds and shutters including louvre adjustment is regulated by sunlight. The control is performed centrally or decentralised.



#### MONITORING/ALARM SIGNALING

Sensors for monitoring windows and doors, central on/off controls and notification and alarm systems give a secure feeling.



#### MULTIMEDIA

Multi-room sounds throughout the house, TV and entertainment systems and multimedia components are integrated into KNX.



#### VOICE CONTROL

“Alexa, turn on the light in the bathroom”: with the help of voice control, daily life works with just an announcement. JUNG KNX is compatible with Alexa and Google Assistant.



#### VISUALISATION AND REMOTE CONTROL

Display and operate all states in your own home using touch displays. On the move as well using a smartphone or tablet.







# LS range: purity in the smart home

Designed in the Bauhaus tradition – while remaining open to modern challenges. The LS range combines purist design with smart technology.

**F 40 PUSH-BUTTON**

Four functions in one device instead of four individual switches on the wall.

**F40 ROOM CONTROLLER**

Well combined: indication on the graphical display, operation with the push of a button.

**F 50 PUSH-BUTTON**

Impressive operating concept: large inscription field, intuitive operation.

**F 10 PUSH-BUTTON**

Looks like a normal switch but controls, for example, the blinds in KNX.

Set the scene with light, control sun protection as required and set the perfect room climate: with the KNX control elements and room controllers in the design range, this is possible quite easily. Clear symbols on the buttons make operation

easier: together with your technical partner, owners can specify the functions of every single button individually. Room controllers with display show function and, for example, the current room temperature.





KNX F50 room controller  
in the LS 990 range in dark

## An overview of the LS range

Variety squared: narrow or wide frames, plastic, real metal or glass and numerous colours, matt or glossy – the LS range is timeless and matches every furnishing style.







### LS 990

The classic among the flat switches: with particularly narrow frames and maximum operating area, the LS 990 has been impressing owners and architects for more than 50 years.



### LS ZERO

Some things stand out because they are unobtrusive. LS ZERO is the consistently flush-mounted switch range from JUNG.



### LS CUBE

The solution for all areas where flush mounting is either not possible or not wanted: LS CUBE is the stylish, surface-mounted version of the LS 990 design classic.



### LS DESIGN

A switch range that sets itself apart: with a shadow gap on the rear of the frame, the switches and sockets visually distance themselves slightly from the wall.



### LS PLUS

Sets special accents: the conspicuously wide design frames in high-quality glass make switches and sockets from the LS PLUS range an eye-catcher.



### Les Couleurs® Le Corbusier

Worldwide exclusive: with LS 990 Les Couleurs® Le Corbusier, we offer light switches, sockets and operating controls in the 63 original colours of Les Couleurs® Le Corbusier.

# The choice in the LS 990 range

Contemporary styling, a high level of functionality, inspiration of design and sustainable quality combine in a whole. The KNX push-buttons and room controllers in the LS 990 range in high-quality metal designs meet this aspiration in a special way.

## LS 990 in metal



F 10 push-button in stainless steel



F 40 push-button in aluminium




F 50 room controller in anthracite



F 10 push-button in dark



F 40 room controller in classic brass



F 50 push-button in antique brass



## LS 990 in plastic



F 10 push-button in ivory



F 40 room controller in white



F 50 room controller in light grey



F 10 push-button in black




F 40 push-button in matt snow white



F 50 push-button in matt graphite black

# Unique variety of colours with the LS 990 range

Le Corbusier's universal colour system, the Polychromie Architecturale, inspires with a timeless colour palette and noteworthy combination ability of the 63 Les Couleurs® Le Corbusier.





### The colour keyboards

Le Corbusier focused on harmony of colours and the effect colour has on people and space. To this day, his Polychromie Architecturale has been an important source of inspiration for the professional design of rooms and buildings. The special feature: the 63 Les Couleurs® Le Corbusier colours are perfectly matched to each other and can thus be combined harmoniously throughout. Due to this remarkable property, the colours display an extraordinary effect in every room.

For more, see [jung.group/lc](http://jung.group/lc)



# Single room control with the touch display

## LS TOUCH IN THE LS 990 RANGE



in stainless steel



in white



in Les Couleurs® Le Corbusier rouge vermillon 59



in Les Couleurs® Le Corbusier gris moyen

With the KNX room controller LS TOUCH, up to 32 smart home functions can be controlled within a room – from the lighting via the heating to the multimedia. The smart touch display in switch format combines simple, intuitive operation of functions with visualisation of the system. LS TOUCH is based on clear and easily understood

symbols and the operating philosophy is reminiscent of the operation of modern smartphones: the functions are called by swiping on the display.

LS TOUCH is permanently connected with a 1-gang frame from the JUNG LS 990 or LS ZERO switch ranges and is available in a variety of materials and colours.



LS TOUCH



## LS 1912 toggle push-button



1-gang in stainless steel



2-gang in aluminium



2-gang in dark with four functions

The LS 1912 toggle switch is a homage to the beginnings of the company. In combination with a KNX push-button interface, the LS 1912 becomes a KNX control unit. It then also controls the light, the heat or the shading in a KNX system. Ideal for a smart home with a classic interior. Mounting is possible both horizontally and vertically.





LS 1912 toggle push-button in classic brass  
with engraved symbols



### Detached house in Dortmund

Interior design: scenario – lifestyle & decoration

Photos: Henrik Schipper

Equipped with JUNG KNX technology in the

LS 990 switch range



# Smart living in the Ruhr region



Natural colours for the interior design underline the generous size of the rooms.



The smart technology ideally integrates into the comfortable ambience.



Large window fronts create openness and the connection to the surroundings.



The open plan of the house makes the rooms seem especially generous.

The JUNG KNX system controls the intelligent building: the automation of daily processes guarantees high levels of convenience and energy efficiency. In addition, the rooms in this impressive detached house in Dortmund are unusually large, the materials and surfaces are particularly high quality.



# A range: smart technology with accentuated design

The design of the A range attracts attention. Advanced KNX technology thus gets the perfect frame and an appropriate appearance.







F 50 room controller  
in the A 550 range in matt anthracite

**F40 PUSH-BUTTON IN A CREATION**

Simply press: large buttons to control the building technology.

**F50 PUSH-BUTTON IN A VIVA**

The arrangement of the button functions and clear lines lead you to the respective functions.

**A 550 ROTARY SENSOR**

Just like a regular rotary dimmer: turn, press, activate function.

**ROOM CONTROLLER IN A FLOW**

Central control of lighting, temperature and blinds.

The individual feel-good lighting throughout the house. A comfortable temperature all year round. And listen to your favourite music throughout the home: perfect to control using the KNX control elements in the programs for the A range. Combine in scenes or separately,

using the desired functions is always child's play. Additionally, buttons identified with clear symbols make using them easier: applied with laser engraving or colour printing using the JUNG GRAPHIC TOOL.

More information on inscription of switches with the GRAPHIC TOOL can be found at: [jung.group/gt](http://jung.group/gt)



F10 push-button  
in the A VIVA range in black



# Overview of the A and AS ranges

With frames in plastic or glass, the A range sets fresh accents in every room. The AS range impresses with its harmonious lines.





#### A 550

The striking lines of the A 550 provide style without compromise. The switch range stands for modern design and complements contemporary furnishing styles.



#### A FLOW

Discretely rounded frames, angular centre plates: the lines of the A FLOW switch range suit fresh living ideas with a relaxed mix of styles.



#### A VIVA

The satined glass frames with rounded edges make the surface of A VIVA look soft.



#### A CREATION

The design-oriented style of A CREATION is clear and precise. A shadow gap creates spatial depth so that the push-buttons appear to float on the wall.



#### A CUBE

The design variant in breakproof thermoplastic for surface-mounted installation: A CUBE picks up the reduced design of the A 550.



#### AS 500

Light switches and sockets from the AS 500 range are the solution for all areas where functionality and reliability play a particular role.

# The choice in the A and AS ranges

AS 500



F10 push-button in ivory

A 550



F40 room controller in white

A FLOW



F50 room controller in aluminium look



F10 push-button in white



F50 room controller in black



F40 room controller in matt snow white



F40 push-button in matt graphite black



F40 room controller in matt anthracite



## A VIVA



F 40 push-button in white

## A CREATION



F10 push-button in white

## A CUBE



F 40 push-button in matt graphite black



F10 push-button in black



F10 push-button in champagne



F10 push-button in matt snow white



F 40 push-button in crystal grey



F 40 room controller in champagne



F50 push-button in aluminium



**Penthouse, Karlsruhe**

Architect: langendorf architektur

Photos: Wolfgang Pulfer

Equipped with JUNG KNX technology  
in the A CREATION and LS ZERO ranges

# Accentuated minimalism



Openness and brightness characterise the interior design.



Cool facing concrete and high windows lend character to the ambience.



Real materials are as much of a topic in architecture as in the JUNG design.



The design-oriented style of A CREATION is clear and precise.

The residents of this object control the lighting, heating, air conditioning system and blinds using the JUNG F 40 push-button in the A CREATION and LS ZERO ranges. The exclusively equipped penthouse is located in one of the two Park Towers in the south of Karlsruhe. Alongside the future-proof building technology, the architects took account of the structural highlights in their planning.



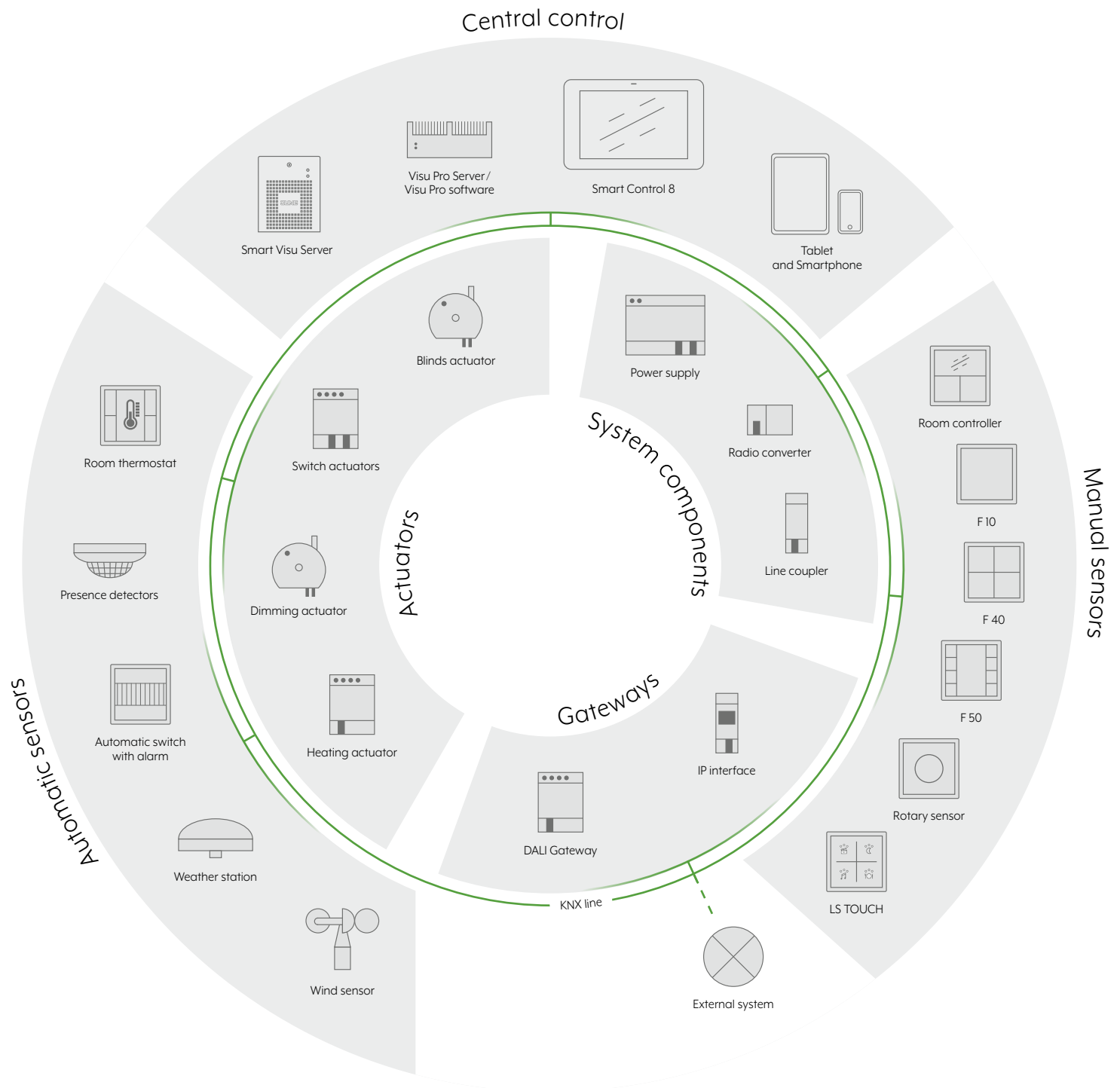
## Everything from one source

JUNG KNX components represent convenience and comprehensive security. From the operation to complex system solutions, we offer future-proof technologies for controlling the smart home. All data are optimally protected with KNX Secure.





# Systematically networked: the JUNG KNX system





## MANUAL SENSORS

The execution of the commands and implementation of the physical states for the manual sensors are performed manually by pressing buttons or with rotary movements for rotary dimmers. The information is forwarded via the KNX bus to the implementing devices.



## AUTOMATIC SENSORS

Presence detectors, weather stations and room temperature controllers, among other things, convert physically measured factors into electrical values, process these and send a telegram on the KNX bus for implementation of the relevant commands.



## SYSTEM COMPONENTS

The different KNX system components are needed for building the bus structure (e.g. line and area couplers), and as interfaces for programming and commissioning the KNX system.



## ACTUATORS

Actuators receive information from sensors, execute commands and feed back current states to the display elements of the sensors. Appropriate actuators in different designs are available in the JUNG KNX system for every application.



## GATEWAYS

The KNX gateways form an interface between KNX and an external network, such as IP. In the process, they translate the incoming and outgoing messages and transfer the data of the two different networks.



## CENTRAL CONTROL

The various KNX central control units form the node for common control of all KNX functions, both room-related as well as for the entire building.



# The nerve centre in the smart home

## JUNG SMART VISU SERVER



Perfect light at all times, living spaces heated according to need, significantly more security – a smart home makes life easier. The compact JUNG Smart Visu Server provides even more convenience. It illustrates and controls all processes in the KNX system. Lighting, temperature, sun protection, music and more: residents control all functions via the Smart Visu Server app with a smartphone, tablet or touch display.

Both at home and on the move with secured remote access, encrypted and convenient. Smart Home components such as Alexa, Google Assistant, Philips Hue, Sonos or the IoT world of SmartThings can also be integrated into the system with the server. The Smart Visu Server can be updated and upgraded.

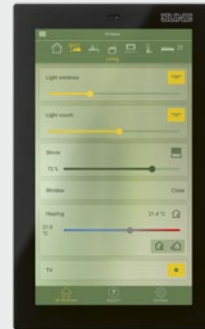
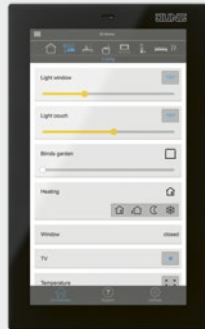






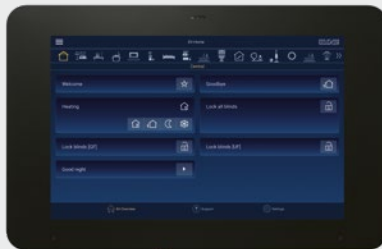
# Central operation with touch displays

## SMART CONTROL 5



127 mm / 5"

## SMART CONTROL 8



203 mm / 8"

Multifunctional touch displays for intelligent buildings: Smart Control 5 and 8 take over the control and visualisation of the KNX system. Thanks to the JUNG Launcher, all available applications are clearly displayed and can be called up directly by tapping on the respective icon. As a result, the operation of the building technology becomes simple and convenient.

The high resolution graphical display of the Smart Control 5 is reminiscent of the newest smartphones in terms of its look, brilliant colours and sharpness. The Smart Control 8 is a capacitive touch display with which every function from door communications to controlling the smart home can likewise be controlled. The 8-inch display (20.32 cm) has an HD screen.





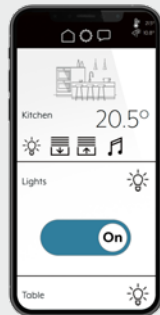
# Central operation without a server

## SMART PANEL 8



Thanks to the large symbols and font, the display is clear and easily understood.

## JUNG SMART VISION APP



With the JUNG Smart Vision app users can also control the Smart Panel 8.

The Smart Panel 8 is a touch screen for direct KNX visualisation without an additional server: centrally on the wall and with an app for a smartphone or tablet. It offers comprehensive possibilities for intuitive control of your KNX system. The app interface is called JUNG Smart Vision and can be operated intuitively. Various

rooms such as living room, bedroom, kitchen, etc. are set up in the main menu and provided with functions entirely to your personal wishes. The Smart Panel 8 can either be planned at the beginning (e.g. with the JUNG KNX configurator) or retrofitted later.

# Intelligent voice control

The connection of KNX building technology with the Internet of Things makes the home even more convenient. Important interface: the JUNG voice control.


## KNX MEETS VOICE CONTROL

Your smart home obeys every word, thanks to the JUNG voice control. It is the decisive interface between future-proof KNX technology and the Internet of Things: the JUNG voice control must be activated in the Smart Visu Server or Visu Pro Server so that the subsystems behind the KNX technology become speech-compatible. The connection to the voice control is very simple and can be implemented quickly for a customer by the specialist. To do so, the system integrator selects the building functions the users want to control after consulting them.



## MANAGING VOICE COMMANDS

Users can customise voice commands for maximum convenience. Also subsequently. For example, an imprecise “switch on wall lamp” becomes a more specific “switch on the ceiling floodlight in the living room”. However, devices outside the KNX universe can also be integrated into the voice control system by the user. This is then linked to the functions accordingly - thanks to the JUNG voice control interface.

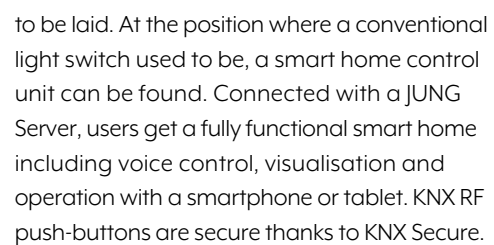


Amazon Echo Studio  
Amazon Echo Dot

Google Nest Audio  
Google Nest Mini









KNX RF push-button  
in the LS 990 range in white







# Smart door calls

## VIDEO INDOOR STATIONS



ACREATION in champagne  
with glass frame



LS 990 in black  
with frame in chrome

A modern door intercom system belongs to every smart home. It brings extra convenience and security at the door. The JUNG indoor stations in combination with Siedle system technology demonstrate how modern door communication works. The Siedle Smart Gateway connects the door communication with the Siedle app and the home network. In this way, the door communication can be integrated into the KNX building automation technology.

## KNX – FACTS AND FIGURES

1990

Over 30 years on the market



123,123 partners in  
190 countries



500 manufacturers in  
49 countries



500 training centres in  
70 countries

STATUS: APRIL 2024

# KNX is the worldwide standard

You can rely on KNX if you want to live and work smart. The system is the standard for equipping private and commercial buildings with future-proof building automation technology.

With KNX, investors and owners, but also planners, architects and electrical installers, have long-term security. From the easy to use control elements to complex systems, the JUNG KNX components provide comprehensive and future-proof solutions for control, visualisation and organisation of building automation technology. Areas such as lighting, shading, heating, air conditioning, security and multimedia are covered by the intelligent JUNG products. More than 8,000 devices from 500 manufacturers communicate with each other using the KNX standard. As early as 1990, JUNG founded the European Installation Bus Association together with other companies. With the development of the European Installation Bus, we laid the foundation for the KNX standard that is uniform across the world today.







# The advantages of KNX at a glance

## FOR USERS

A large selection of products

---

Great convenience, high operational reliability

---

Coordinated interlinking of the devices and functions

---

Multifunctional use of multiple devices

---

A modular, scalable system

---

Easy to upgrade or adapt for changing needs

---

Independence from individual manufacturers

---

Increased value of the building

---

## FOR INSTALLERS

Easier, faster device mounting and cabling

---

Quick connection technology that covers all manufacturers

---

High quality and reliability of the products

---

Commissioning using manufacturer-independent software (ETS)

---

Speed and flexibility for expansions and modifications

---

Remote access for maintenance and diagnostics

---

500 training centres worldwide

---

## FOR ARCHITECTS

Can be used in any type of building

---

More than 8,000 devices from 500 manufacturers communicate with each other thanks to the KNX standard

---

Constant expansion of functions and applications

---

Commissioning using manufacturer-independent standard software (ETS)

---

Simple implementation of commands, operations, monitoring and displays

---

Connection possible to many other systems, protocols and standards

---

Easy logic connections between functions and devices

---

Certified and trained installers

---





Extend the KNX system without wires with the stick-on RF radio transmitters

# Quality – Made in Germany

Products and systems from JUNG are appreciated worldwide as a guarantee for reliable high quality. Developed and produced in our works in Schalksmühle and Lünen, they unite innovation, functionality, long life and aesthetics.

With production being carried out in Germany, we focus on sustainable development and manufacturing processes, short logistics routes as well as energy efficiency. Our production rate of over 90% in Germany stands for “Made in Germany”. Each year, millions of socket inserts and flush-mounted units for switches leave our factories in Sauerland. In addition to production on fully-automatic assembly lines, many production steps are carried out manually.



For example, all brass switches are brushed by hand in our in-house metal works to make them almost unique. In order to reproduce the impressive colour depth of the Les Couleurs® Le Corbusier, we have the switches in the LS 990 range painted by hand using a special process. This produces the matt, non-slip surface. Precision in the manual processing and high design quality ensure that our products are high-grade and robust.







## Follow the inspiration



If you are always looking for new ideas and inspiration, follow JUNG on Pinterest and Instagram. On these channels you can discover inspirational designs and fascinating technology in a high-quality presentation.



PINTEREST



INSTAGRAM





KNX F40 push-button in a 2-gang combination and a SCHUKO® socket in the LS 990 range in matt graphite black



**ALBRECHT JUNG GMBH & CO. KG**

P.O. Box 1320

58569 Schalksmühle

Germany

Phone +49 2355 806-0

Fax +49 2355 806-204

[international@jung.de](mailto:international@jung.de)

For sales contacts in your country see:

[jung.group/contact](http://jung.group/contact)

**JUNG-GROUP.COM**